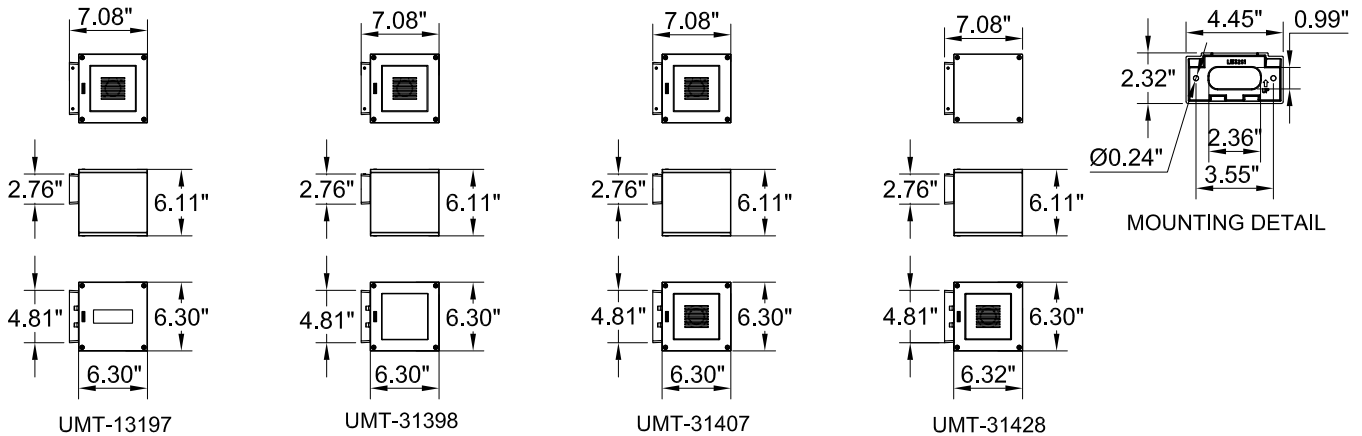
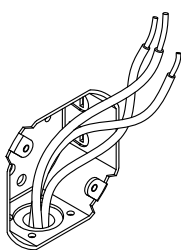


## Installation Instructions for Matrix Surface Down light Model: UMT-31426

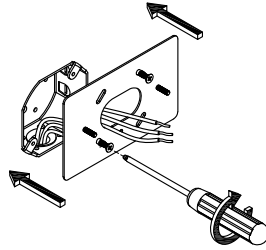
### Product drawing (dimensions) SUITABLE FOR WET LOCATIONS



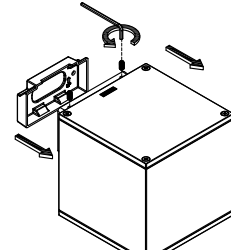
**NOTE**  
Mounts over  
Junction box.



①



②



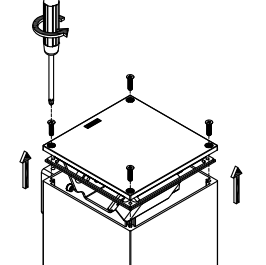
③

Center the Back Plate over the  
J Box and Secure the back plate  
to the wall

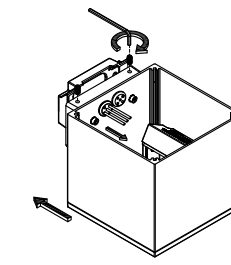
UP  
↑

Ensure watertight seal using UL  
approved silicone based sealant.

④

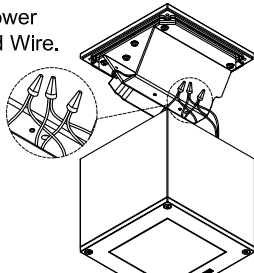


⑤

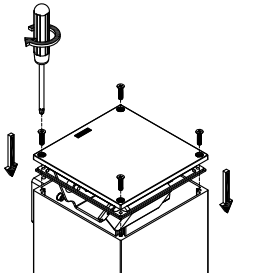


⑥

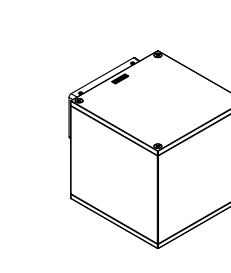
Connect Power  
and Ground Wire.



⑦



⑧



⑨

### Notice to Installer

#### Wiring Instruction ⚠ Warning:

- Risk of Fire and Electrical Shock, This fixture must be installed only by a qualified electrician, Installation must adhere to the National Electrical Code (NEC) and all applicable local and federal regulations.
- Always disconnect power before servicing the fixture.

**Ligman Lighting USA**

7144 NE Progress Court, Hillsboro  
Oregon, 97124, USA  
Tel : 503 645 0500